

# Heated Towel Rails

## Executive Round

Product Code  
HTR-TR0601

Dimensions (mm)  
520(w) x 680(h) x 120(d)mm

Width Centres 488mm  
Vertical Centres 480mm



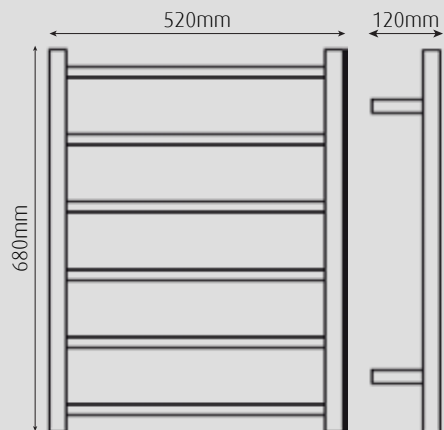
POLISHED  
HTR-TR0601

## Features

- 6 bars
- Dual wired-can connect from LH or RH bottom leg
- Concealed wiring kit included
- All fixing accessories included

## Additional information

- 50watts, 230-240 Volts, 50 Hz single phase
- Class 1 appliance - requires an earth connection
- Ingress Protection Rating - IP45 Splashproof



Notes : Wiring connection is either LH or RH bottom leg and can be a concealed or exposed connection. It should be positioned at least 600mm above the floor.

# Heated Towel Rails

## Executive Round

Product Code  
HTR-TR0602

Dimensions (mm)  
850(w) x 680(h) x 120(d)mm

Width Centres 818mm  
Vertical Centres 480mm




POLISHED  
HTR-TR0602

## Features

- 6 bars
- Dual wired-can connect from LH or RH bottom leg
- Concealed wiring kit included
- All fixing accessories included

## Additional information

- 80watts, 230-240 Volts, 50 Hz single phase
- Class 1 appliance - requires an earth connection
- Ingress Protection Rating - IP45  
Splashproof



Notes : Wiring connection is either LH or RH bottom leg and can be a concealed or exposed connection. It should be positioned at least 600mm above the floor.

# Heated Towel Rails

Executive Round

Product Code  
HTR-TR0801

Dimensions (mm)  
600(w) x 920(h) x 120(d)mm

Width Centres 568mm  
Vertical Centres 720mm



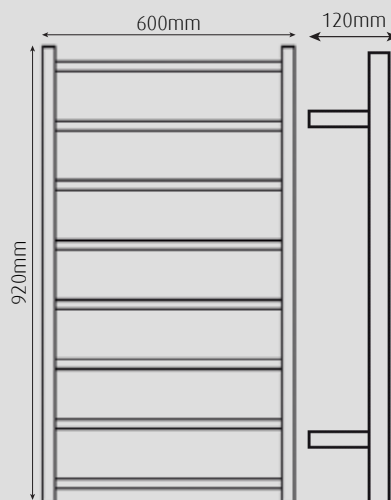
POLISHED  
HTR-TR0801

## Features

- 8 bars
- Dual wired-can connect from LH or RH bottom leg
- Concealed wiring kit included
- All fixing accessories included

## Additional information

- 80watts, 230-240 Volts, 50 Hz single phase
- Class 1 appliance - requires an earth connection
- Ingress Protection Rating - IP45  
Splashproof



Notes : Wiring connection is either LH or RH bottom leg and can be a concealed or exposed connection. It should be positioned at least 600mm above the floor.

# Heated Towel Rails

## Executive Round

Product Code  
HTR-TR1101

Dimensions (mm)  
600(w) x 1280(h) x 120(d)mm

Width Centres 568mm  
Vertical Centres 1080mm



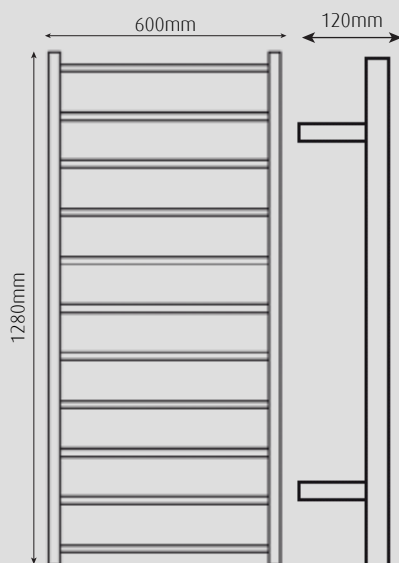
POLISHED  
HTR-TR1101

## Features

- 11 bars
- Dual wired-can connect from LH or RH bottom leg
- Concealed wiring kit included
- All fixing accessories included

## Additional information

- 110watts, 230-240 Volts, 50 Hz single phase
- Class 1 appliance - requires an earth connection
- Ingress Protection Rating - IP45  
Splashproof



Notes : Wiring connection is either LH or RH bottom leg and can be a concealed or exposed connection. It should be positioned at least 600mm above the floor.

# Heated Towel Rails

## Executive Square

Product Code  
HTR-TS0601

Dimensions (mm)  
520(w) x 680(h) x 120(d)mm

Width Centres 490mm  
Vertical Centres 480mm



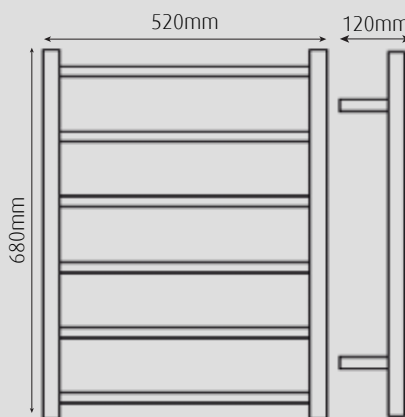
POLISHED  
HTR-TS0601

## Features

- 6 bars
- Dual wired-can connect from LH or RH bottom leg
- Concealed wiring kit included
- All fixing accessories included

## Additional information

- 50watts, 230-240 Volts, 50 Hz single phase
- Class 1 appliance - requires an earth connection
- Ingress Protection Rating - IP45  
Splashproof



Notes : Wiring connection is either LH or RH bottom leg and can be a concealed or exposed connection. It should be positioned at least 600mm above the floor.

# Heated Towel Rails

## Executive Square

Product Code  
HTR-TS0602

Dimensions (mm)  
850(w) x 680(h) x 120(d)mm

Width Centres 820mm  
Vertical Centres 480mm




POLISHED  
HTR-TS0602

## Features

- 6 bars
- Dual wired-can connect from LH or RH bottom leg
- Concealed wiring kit included
- All fixing accessories included

## Additional information

- 80watts, 230-240 Volts, 50 Hz single phase
- Class 1 appliance - requires an earth connection
- Ingress Protection Rating - IP45  
Splashproof



Notes : Wiring connection is either LH or RH bottom leg and can be a concealed or exposed connection. It should be positioned at least 600mm above the floor.

# Heated Towel Rails

## Executive Square

Product Code  
HTR-TS0801

Dimensions (mm)  
600(w) x 920(h) x 120(d)mm

Width Centres 570mm  
Vertical Centres 720mm



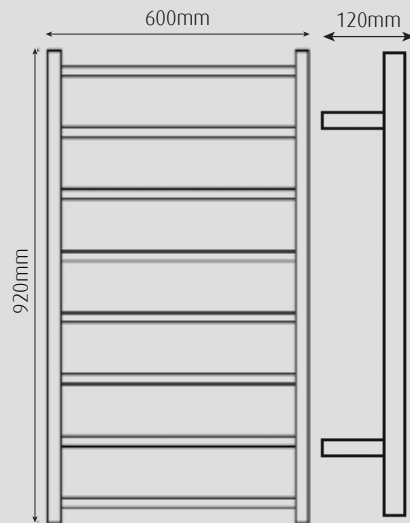
POLISHED  
HTR-TS0801

## Features

- 8 bars
- Dual wired-can connect from LH or RH bottom leg
- Concealed wiring kit included
- All fixing accessories included

## Additional information

- 80watts, 230-240 Volts, 50 Hz single phase
- Class 1 appliance - requires an earth connection
- Ingress Protection Rating - IP45  
Splashproof



Notes : Wiring connection is either LH or RH bottom leg and can be a concealed or exposed connection. It should be positioned at least 600mm above the floor.

# Heated Towel Rails

## Executive Square

Product Code  
HTR-TS1101

Dimensions (mm)  
600(w) x 1280(h) x 120(d)mm

Width Centres 570mm  
Vertical Centres 1080mm



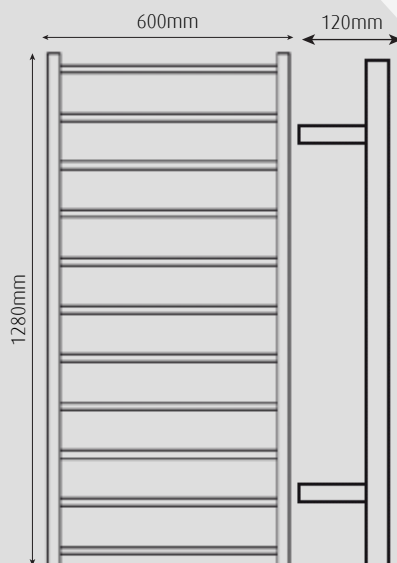
POLISHED  
HTR-TS1101

## Features

- 11 bars
- Dual wired-can connect from LH or RH bottom leg
- Concealed wiring kit included
- All fixing accessories included

## Additional information

- 80watts, 230-240 Volts, 50 Hz single phase
- Class 1 appliance - requires an earth connection
- Ingress Protection Rating - IP45  
Splashproof



Notes : Wiring connection is either LH or RH bottom leg and can be a concealed or exposed connection. It should be positioned at least 600mm above the floor.