

Drainage

Channel Drain 300mm

BRUSHED STAINLESS

Product Code
FDTB300W

Dimensions (mm)
300(l) x 100(w) x 21(d))mm

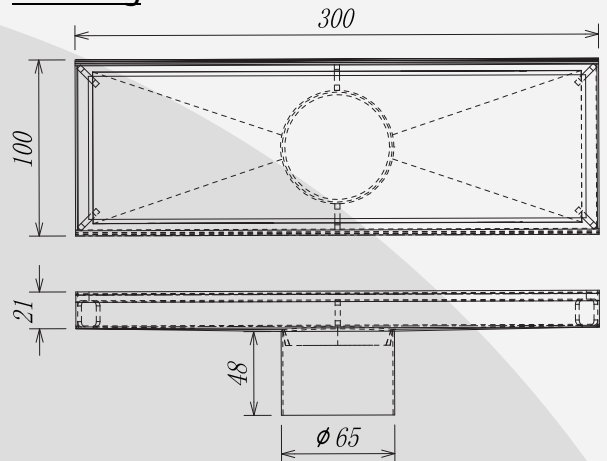


CHANNEL DRAIN 300mm

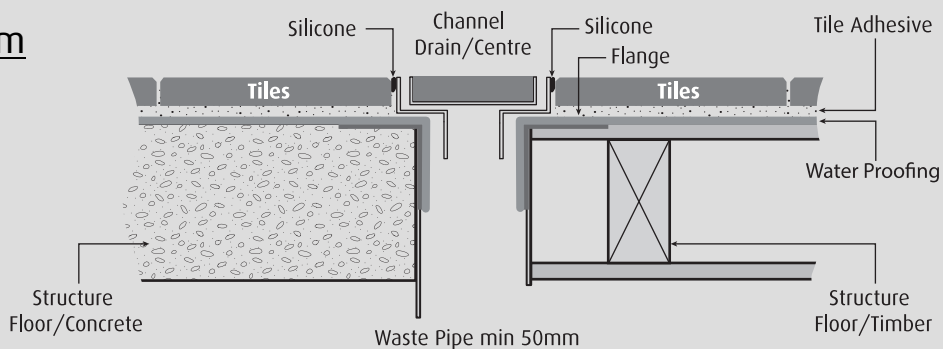
Features

- Superior fall/centre outlet
- High grade stainless steel
- Manufactured from high quality maintenance-free materials
- 5 year warranty
- Ø65mm
- Required waste flange minimum Ø80mm

Drawing



Diagram



Drainage

Channel Drain 300mm

MESH

Product Code
FDM300W

Dimensions (mm)
300(l) x 100(w) x 21(d))mm

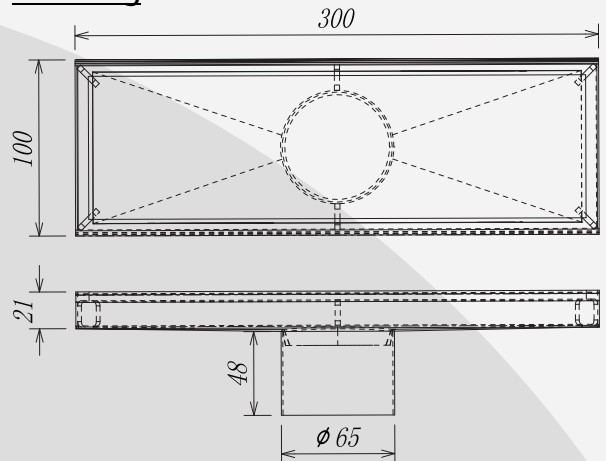


CHANNEL DRAIN 300mm

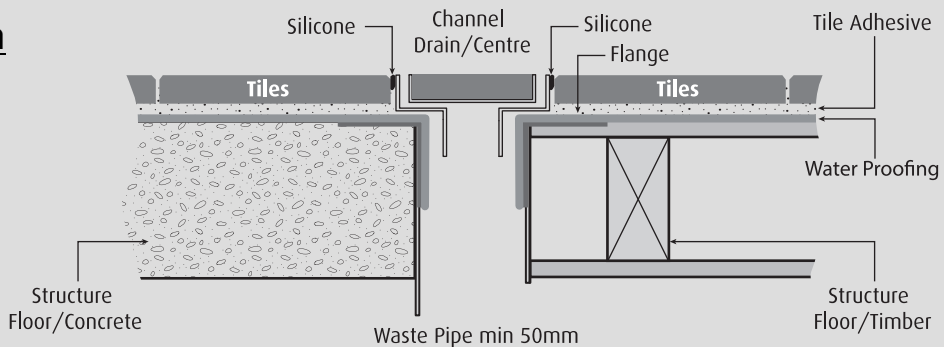
Features

- Superior fall/centre outlet
- High grade stainless steel
- Manufactured from high quality maintenance-free materials
- 5 year warranty
- Ø65mm outlet
- Required waste flange minimum Ø80mm

Drawing



Diagram



Drainage

Channel Drain 300mm

TILE INSERT

Product Code
FDT300W

Dimensions (mm)
300(l) x 100(w) x 21(d))mm

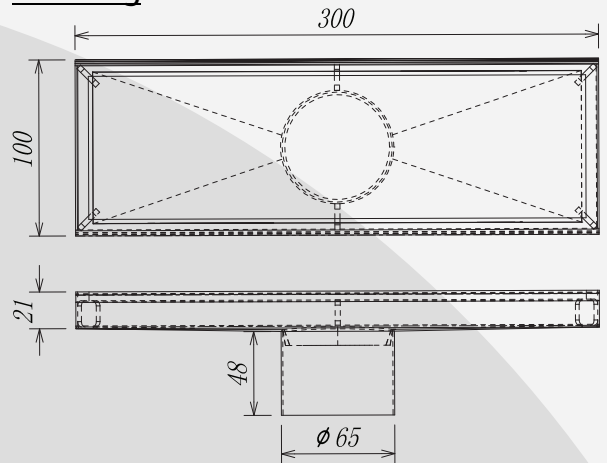


CHANNEL DRAIN 300mm

Features

- Superior fall/centre outlet
- High grade stainless steel
- Manufactured from high quality maintenance-free materials
- 5 year warranty
- Ø65mm
- Required waste flange minimum Ø80mm

Drawing



Diagram

