

Heated Towel Rails

Single Bars Round

Product Code

PRB45/PRB60/PRB85

PRB45 Black/PRB60 Black/PRB85 BLACK

PRB45 BSS/PRB60 BSS/PRB85 BSS

PRB45 GM/PRB60 GM/PRB85 GM

PRB45 BRASS/PRB60 PRB/PRB85 BRASS

Dimensions (mm)

450/600/850(w) x 110(d)mm




POLISHED

PRB45/PRB60/PRB85

Beautiful and highly durable palette of 5 exquisite finishes
(Polished Stainless/Black/Brushed Stainless
/Brushed Gunmetal/Brushed Brass)



BLACK
PRB45 Black/PRB60 Black
/PRB85 Black



BRUSHED BSS
PRB45 BSS/PRB60 BSS
/PRB85 BSS



BRUSHED GUNMETAL
PRB45 GM/PRB60 GM
/PRB85 GM





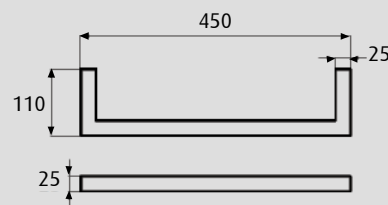
BRUSHED BRASS
PRB45 Brass/ PRB60
Brass/PRB85 Brass

Features

- Easy to install
- Fixing kit required for installation to be purchased separately-HFB100 (includes fixing bar and transformer)
- Right-hand side hardwired only
- 12V power design design allows for installation almost anywhere in your bathroom
- Spacing choice of 80mm to 160mm between rails
- Width centres : 425mm/575mm/825mm

Additional information

- 9/14/18 watts, 12 Volts, 50 Hz single phase
- Class 1 appliance- requires an earth connection
- Ingress Protection Rating - IP45 Splashproof



Notes : Hardwired RHS only. Single bar fixing kit can hold up to 4 rails. It includes a fixing bar, 100W transformer, fixing screws and instructions

Heated Towel Rails

Single Bars Square

Product Code

PSB45/PSB60/PSB85

PSB45 Black/PSB60 Black/PSB85 BLACK

PSB45 BSS/PSB60 BSS/PSB85 BSS

PSB45 GM/PSB60 GM/PSB85 GM

PSB45 BRASS/PSB60 PRB/PSB85 BRASS

Dimensions (mm)

450/600/850(w) x 110(d)mm



POLISHED

PSB45/PSB60/PSB85

Beautiful and highly durable palette of 5 exquisite finishes
(Polished Stainless/Black/Brushed Stainless
/Brushed Gunmetal/Brushed Brass)



BLACK
PSB45 Black/PSB60 Black
/PSB85 Black



BRUSHED SS
PSB45 BSS/PSB60 BSS
/PSB85 BSS



BRUSHED GUNMETAL
PSB45 GM/PSB60
GM/PSB85 GM



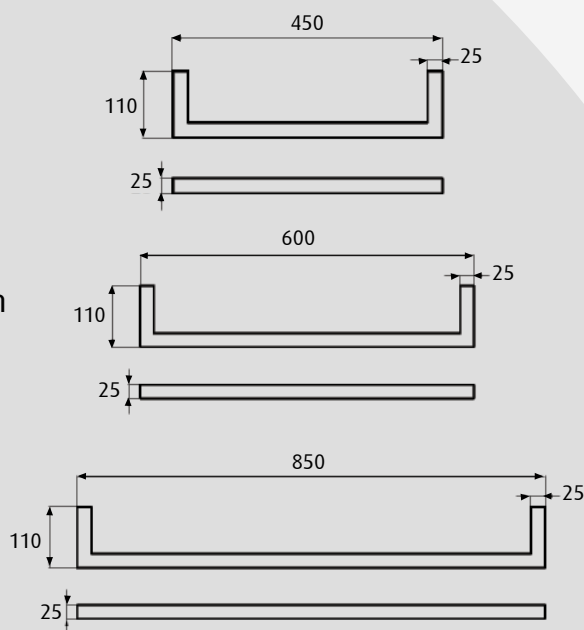
BRUSHED BRASS
PSB45 Brass/PSB60
Brass/PSB85 Brass

Features

- Easy to install
- Fixing kit required for installation to be purchased separately-HFB100 (includes fixing bar and transformer)
- Right-hand side hardwired only
- 12V power design design allows for installation almost anywhere in your bathroom
- Spacing choice of 80mm to 160mm between rails
- Width centres : 425mm/575mm/825mm

Additional information

- 9/14/18 watts, 12 Volts, 50 Hz single phase
- Class 1 appliance- requires an earth connection
- Ingress Protection Rating - IP45 Splashproof



Notes : Hardwired RHS only. Single bar fixing kit can hold up to 4 rails. It includes a fixing bar, 100W transformer, fixing screws and instructions