

Heated Towel Rails

Premium Round 14 BAR

Product Code
HTR-TR1451

Dimensions (mm)
510(w) x 850(h) x 120(d)mm

Width Centres 485mm
Vertical Centres 650mm



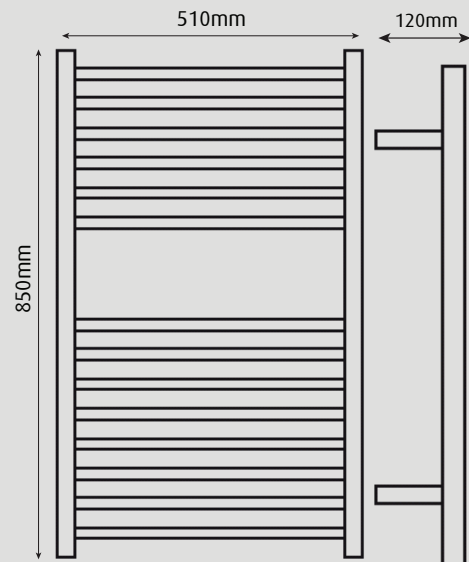
POLISHED
HTR-TR1451

Features

- 14 bars
- Dual wired-can connect from LH or RH bottom leg
- Concealed wiring kit included
- All fixing accessories included

Additional information

- 110watts, 230-240 Volts, 50 Hz single phase
- Class 1 appliance - requires an earth connection
- Ingress Protection Rating - IP45 Splashproof



Notes : Wiring connection is either LH or RH bottom leg and can be a concealed or exposed connection. It should be positioned at least 600mm above the floor.


Heated Towel Rails

Premium Round 18 BAR

Product Code
HTR-TR1851

Dimensions (mm)
510(w) x 1150(h) x 120(d)mm

Width Centres 480mm
Vertical Centres 950mm



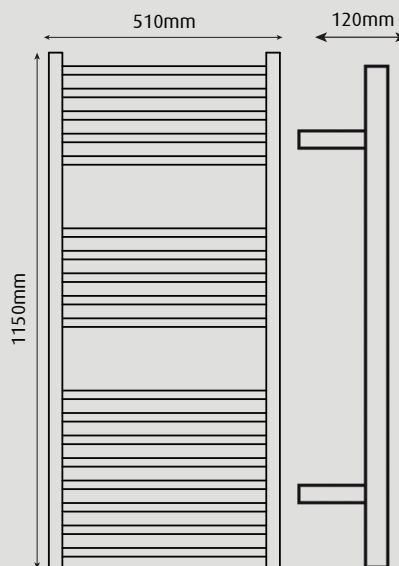
POLISHED
HTR-TR1851

Features

- 18 bars
- Dual wired-can connect from LH or RH bottom leg
- Concealed wiring kit included
- All fixing accessories included

Additional information

- 150watts, 230-240 Volts, 50 Hz single phase
- Class 1 appliance - requires an earth connection
- Ingress Protection Rating - IP45 Splashproof



Notes : Wiring connection is either LH or RH bottom leg and can be a concealed or exposed connection. It should be positioned at least 600mm above the floor.


Heated Towel Rails

Premium Round 18 BAR WIDE

Product Code
HTR-TR1870

Dimensions (mm)
700(w) x 1150(h) x 120(d)mm

Width Centres **670mm**
Vertical Centres **950mm**



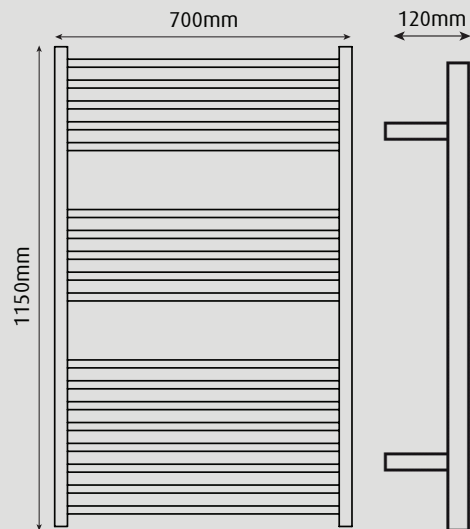
POLISHED
HTR-TR1870

Features

- 18 bars
- Dual wired-can connect from LH or RH bottom leg
- Concealed wiring kit included
- All fixing accessories included

Additional information

- 200watts, 230-240 Volts, 50 Hz single phase
- Class 1 appliance - requires an earth connection
- Ingress Protection Rating - IP45 Splashproof



Notes : Wiring connection is either LH or RH bottom leg and can be a concealed or exposed connection. It should be positioned at least 600mm above the floor.

Heated Towel Rails

Premium Square 14 BAR

Product Code
HTR-TS1451

Dimensions (mm)
510(w) x 850(h) x 120(d)mm

Width Centres 480mm
Vertical Centres 650mm



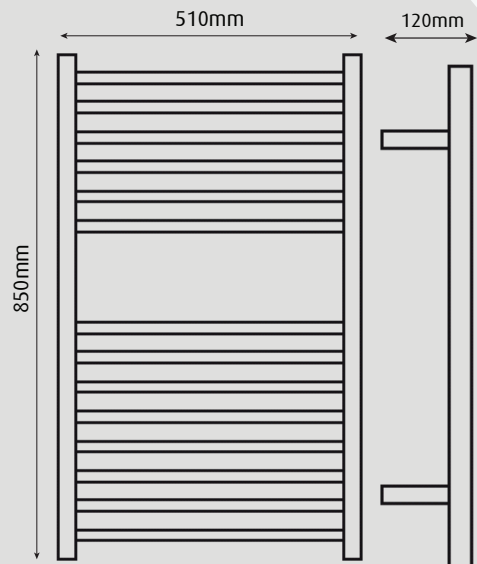
POLISHED
HTR-TS1451

Features

- 14 bars
- Dual wired-can connect from LH or RH bottom leg
- Concealed wiring kit included
- All fixing accessories included

Additional information

- 110watts, 230-240 Volts, 50 Hz single phase
- Class 1 appliance - requires an earth connection
- Ingress Protection Rating - IP45 Splashproof



Notes : Wiring connection is either LH or RH bottom leg and can be a concealed or exposed connection. It should be positioned at least 600mm above the floor.

Heated Towel Rails

Premium Square 18 BAR

Product Code
HTR-TS1851

Dimensions (mm)
510(w) x 1150(h) x 120(d)mm

Width Centres 480mm
Vertical Centres 950mm



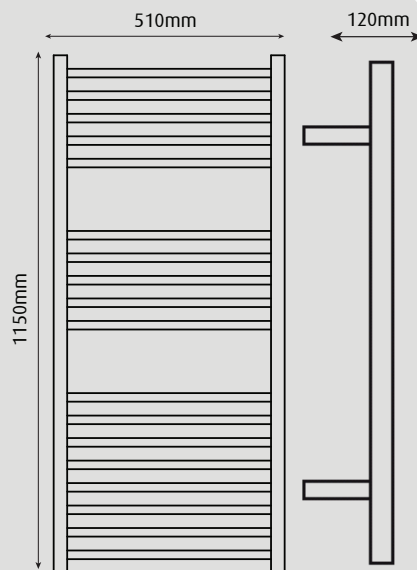
POLISHED
HTR-TS1851

Features

- 18 bars
- Dual wired-can connect from LH or RH bottom leg
- Concealed wiring kit included
- All fixing accessories included

Additional information

- 150watts, 230-240 Volts, 50 Hz single phase
- Class 1 appliance - requires an earth connection
- Ingress Protection Rating - IP45 Splashproof



Notes : Wiring connection is either LH or RH bottom leg and can be a concealed or exposed connection. It should be positioned at least 600mm above the floor.

Heated Towel Rails

Premium Square 18 BAR WIDE

Product Code
HTR-TS1870

Dimensions (mm)
700(w) x 1150(h) x 120(d)mm

Width Centres 670mm
Vertical Centres 950mm



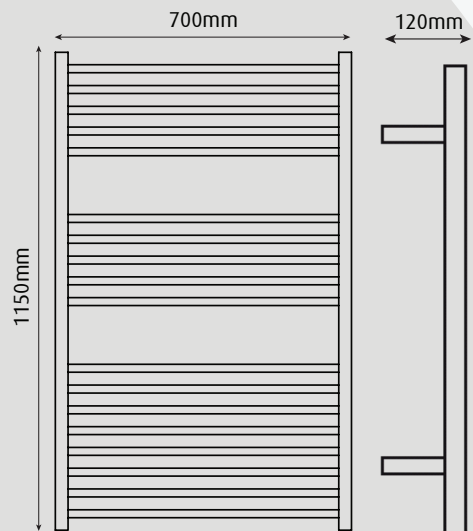
POLISHED
HTR-TS1870

Features

- 18 bars
- Dual wired-can connect from LH or RH bottom leg
- Concealed wiring kit included
- All fixing accessories included

Additional information

- 200watts, 230-240 Volts, 50 Hz single phase
- Class 1 appliance - requires an earth connection
- Ingress Protection Rating - IP45 Splashproof



Notes : Wiring connection is either LH or RH bottom leg and can be a concealed or exposed connection. It should be positioned at least 600mm above the floor.