

Drainage

Point Drain SOLID BRUSHED SS

Product Codes

FD11XS65-SI | FD11XS65-SI Black | FD11XS65-SI GM | FD11XS65-SI Brass

Dimensions (mm)

110(l) x 110(w) x 21(d)mm

Beautiful and highly durable palette of 4 exquisite finishes (Brushed Stainless/Black/Brushed Gunmetal/Brushed Brass)




POINT DRAIN BRUSHED SS



POINT DRAIN BLACK



POINT DRAIN
BRUSHED GUNMETAL

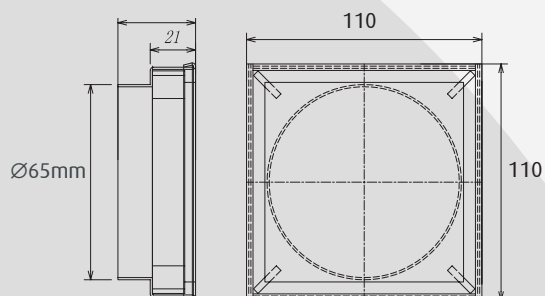


POINT DRAIN
BRUSHED BRASS

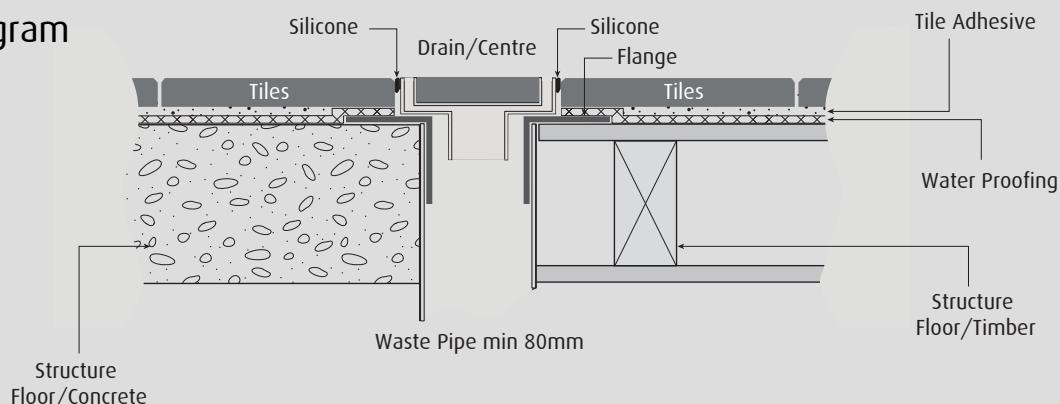
Features

- Superior fall/centre outlet
- High grade stainless steel
- Manufactured from high quality maintenance-free materials
- 5 year warranty
- Waste flange to be purchased separately
- Required waste flange minimum Ø80mm

Drawing



Diagram




Drainage

Point Drain MESH

Product Code: FD11XS65-M

Dimensions (mm)

110(l) x 110(w) x 21(d)mm

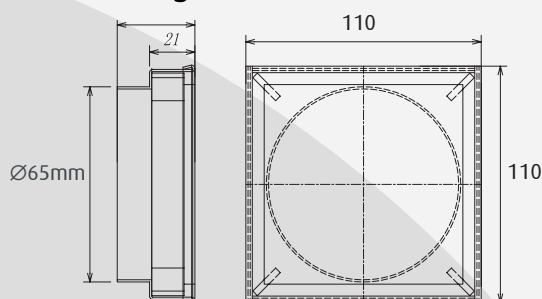


POINT DRAIN MESH

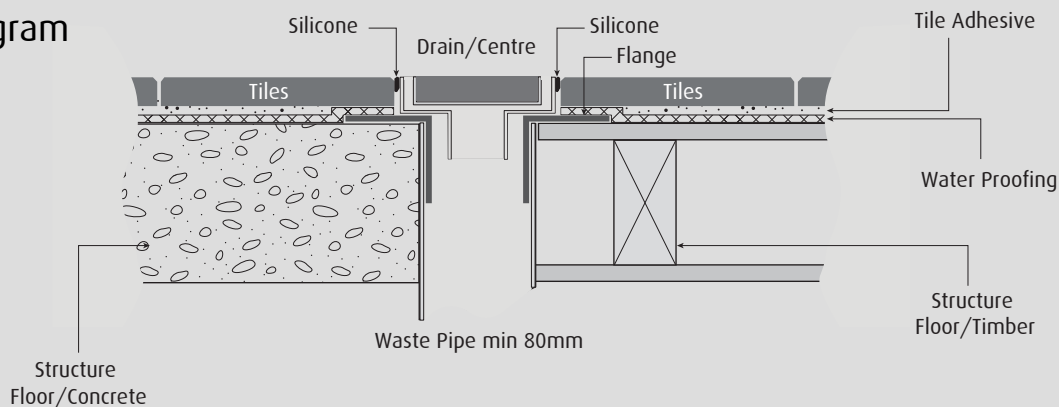
Features

- Superior fall/centre outlet
- High grade stainless steel
- Manufactured from high quality maintenance-free materials
- 5 year warranty
- Waste flange to be purchased separately
- Required waste flange minimum Ø80mm

Drawing



Diagram




Drainage

Point Drain LINEAR

Product Code: FD11XS65-L

Dimensions (mm)

110(l) x 110(w) x 21(d)mm

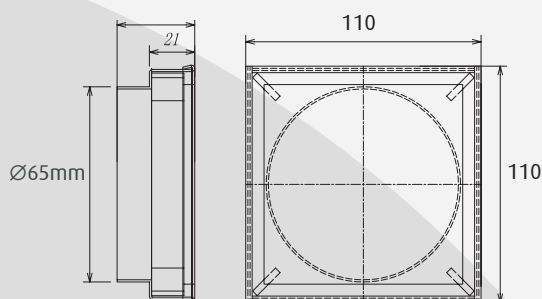


POINT DRAIN LINEAR

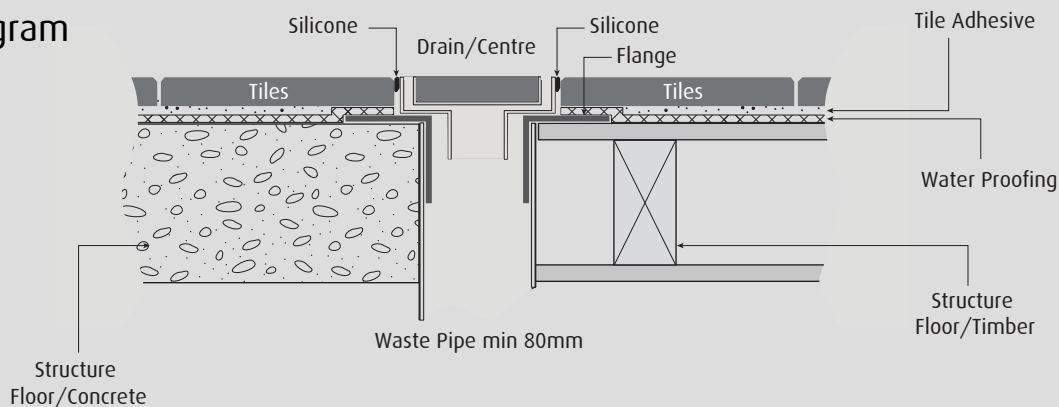
Features

- Superior fall/centre outlet
- High grade stainless steel
- Manufactured from high quality maintenance-free materials
- 5 year warranty
- Waste flange to be purchased separately
- Required waste flange minimum Ø80mm

Drawing



Diagram



Drainage

Point Drain TILE INSERT

Product Code: FD11XS65-T

Dimensions (mm)

110(l) x 110(w) x 21(d)mm

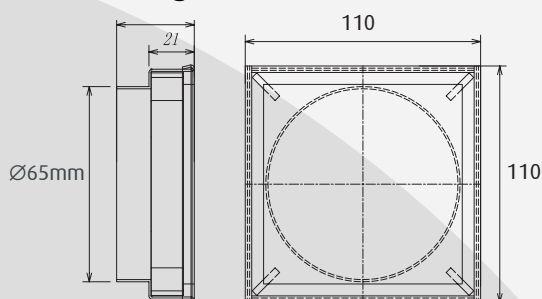


POINT DRAIN TILE INSERT

Features

- Superior fall/centre outlet
- High grade stainless steel
- Manufactured from high quality maintenance-free materials
- 5 year warranty
- Waste flange to be purchased separately
- Required waste flange minimum Ø80mm

Drawing



Diagram

