

Heated Towel Rails

Platino 5 BAR

Product Code
PRE56

Dimensions (mm)
600(w) x 680(h) x 120(d)mm

Width Centres **560mm**
Vertical Centres **480mm**



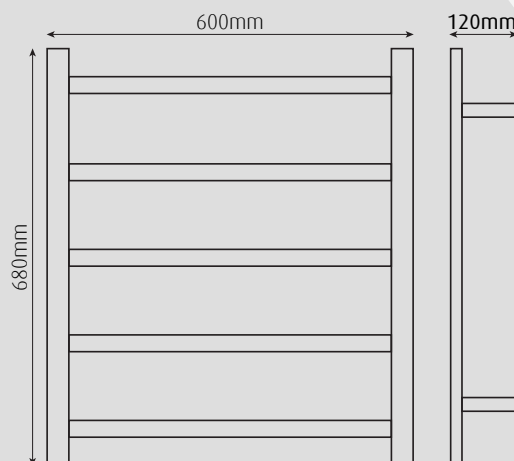
POLISHED
PRE56

Features

- 5 bars
- Dual wired-can connect from LH or RH bottom leg
- Concealed wiring kit included
- All fixing accessories included

Additional information

- 50watts, 230-240 Volts, 50 Hz single phase
- Class 1 appliance - requires an earth connection
- Ingress Protection Rating - IP45
Splashproof



Notes : Wiring connection is either LH or RH bottom leg and can be a concealed or exposed connection. It should be positioned at least 600mm above the floor.

Heated Towel Rails

Platino 5 BAR WIDE

Product Code
PRE58

Dimensions (mm)
850(w) x 680(h) x 120(d)mm

Width Centres **810mm**
Vertical Centres **480mm**



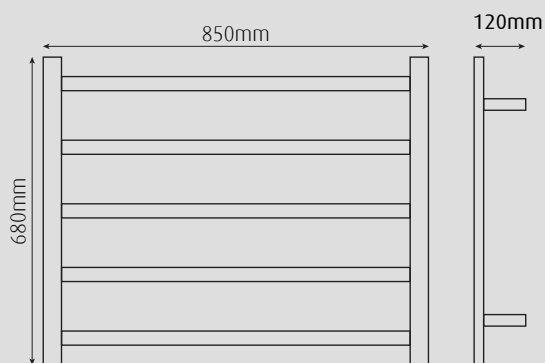
POLISHED
PRE58

Features

- 5 bars
- Dual wired-can connect from LH or RH bottom leg
- Concealed wiring kit included
- All fixing accessories included

Additional information

- 70watts, 230-240 Volts, 50 Hz single phase
- Class 1 appliance - requires an earth connection
- Ingress Protection Rating - IP45
Splashproof



Notes : Wiring connection is either LH or RH bottom leg and can be a concealed or exposed connection. It should be positioned at least 600mm above the floor.

Heated Towel Rails

Platino 8 BAR

Product Code
PRE8

Dimensions (mm)
600(w) x 1100(h) x 120(d)mm

Width Centres 560mm
Vertical Centres 900mm



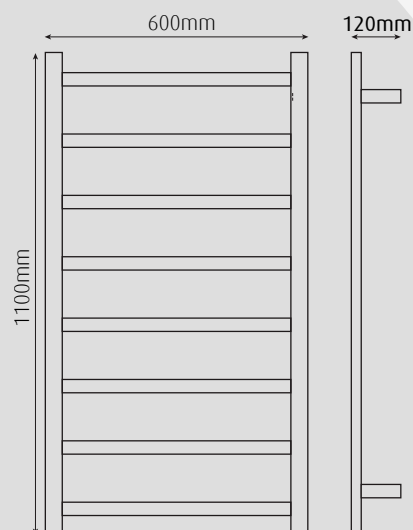
POLISHED
PRE8

Features

- 8 bars
- Dual wired-can connect from LH or RH bottom leg
- Concealed wiring kit included
- All fixing accessories included

Additional information

- 80watts, 230-240 Volts, 50 Hz single phase
- Class 1 appliance - requires an earth connection
- Ingress Protection Rating - IP45
Splashproof



Notes : Wiring connection is either LH or RH bottom leg and can be a concealed or exposed connection. It should be positioned at least 600mm above the floor.