


D in

nn D in 300mm

BRUSHED STAINLESS

DTB300W

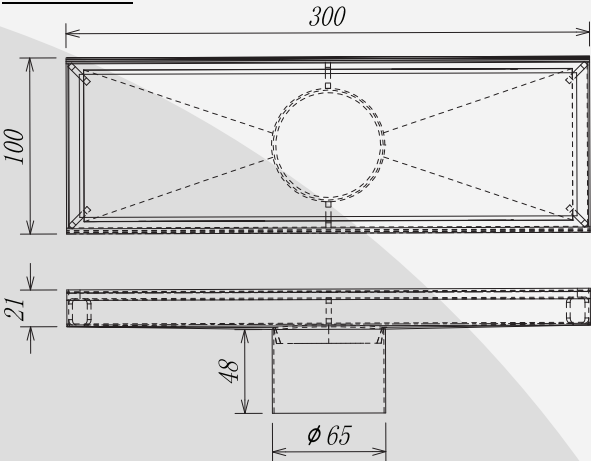
Dim n i n mm
300 l 100 w 1 mm



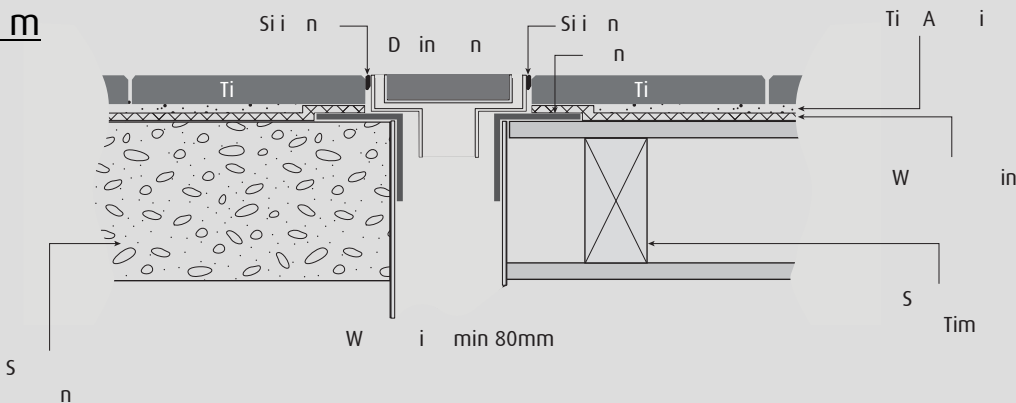
HANNEL DRAIN 300mm

- S i n
- Hi in
- n m i i
- m in n m i
- w n
- Ø mm
- R i w n min Ø80mm

D win



Di m



nn D in 300mm

Dimensi mm
300 l 100 w 1 mm



-

D in

nn D in 300mm

TILE INSERT

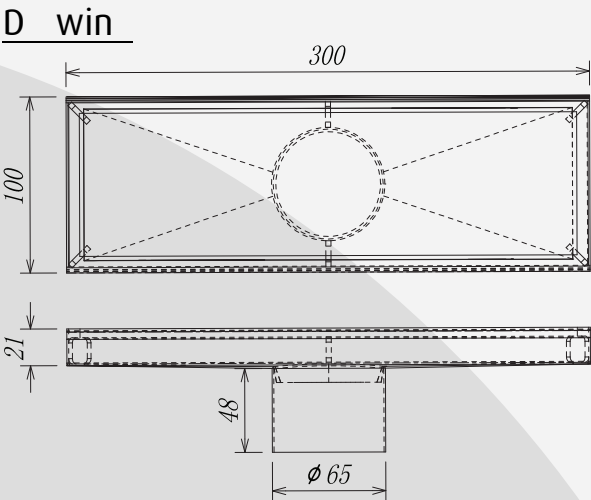
DT300W

Dim n i n mm
300 l 100 w 1 mm



HANNEL DRAIN 300mm

- S i n
- Hi in
- n m i i
- m in n m i
- w n
- Ø mm
- R i w n min Ø80mm



Di m

